

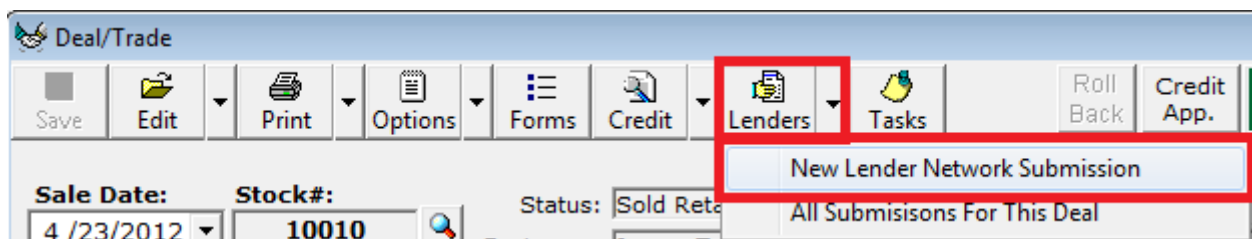
Integration Quick Start Guide

DeskManager's RouteOne integration enables a one-way exchange of credit application information between RouteOne and your DeskManager dealer management system. Fields on the RouteOne credit application will be populated with information obtained electronically from your DeskManager system, thereby eliminating duplicate data entry.

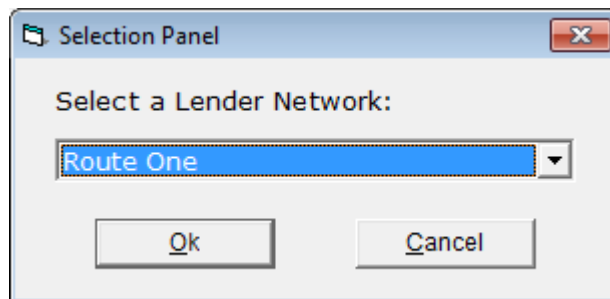
Importing Deals from AutoManager to RouteOne

Importing customer deal information from AutoManager to RouteOne is quick and easy!

Once you have loaded DeskManager, click the Deal/Trade tab. Then, open up a deal and click the 'Lenders' button at the top, followed by 'New Lender Network Submission.'




Choose 'RouteOne' from the drop-down list and select 'OK.'



Information about your deal will appear in the next screen. Make sure all the information you want to send is filled in. Then, click 'Submit to RouteOne.'

RouteOne Credit Submission

Dealer ID



Deal Info		Applicant	
New/Used	<input type="text" value="Used"/>	Type	<input type="text" value="Individual"/>
VIN	<input type="text" value="JS1NJ48A6Y2100377"/>	First Name	<input type="text" value="Jason"/>
Stock#	<input type="text" value="10010"/>	Last Name	<input type="text" value="Todd"/>
Year	<input type="text" value="2000"/>	SSN	<input type="text" value="*****"/>
Make	<input type="text" value="SUZUKI"/>	Address	<input type="text" value="12345 Wayne Dr"/>
Model	<input type="text" value="G2250"/>	City	<input type="text" value="GOTHAM"/>
Mileage	<input type="text" value="0"/>	State	<input type="text" value="WI"/>
Retail Book	<input type="text" value="0.00"/>	Zip Code	<input type="text" value="53540"/>
Cash Price	<input type="text" value="10824.96"/>		
Total Down	<input type="text" value="0.00"/>		
Amount Financed	<input type="text" value="10825.00"/>		

Include Co-Applicant

Co-Applicant	
First Name	<input type="text" value="Bruce"/>
Last Name	<input type="text" value="Wayne"/>
SSN	<input type="text" value="*****"/>
Address	<input type="text" value="12345 Wayne Dr"/>
City	<input type="text" value="GOTHAM"/>
State	<input type="text" value="WI"/>
Zip Code	<input type="text" value="53540"/>

Submit to Route One


Check for data errors.

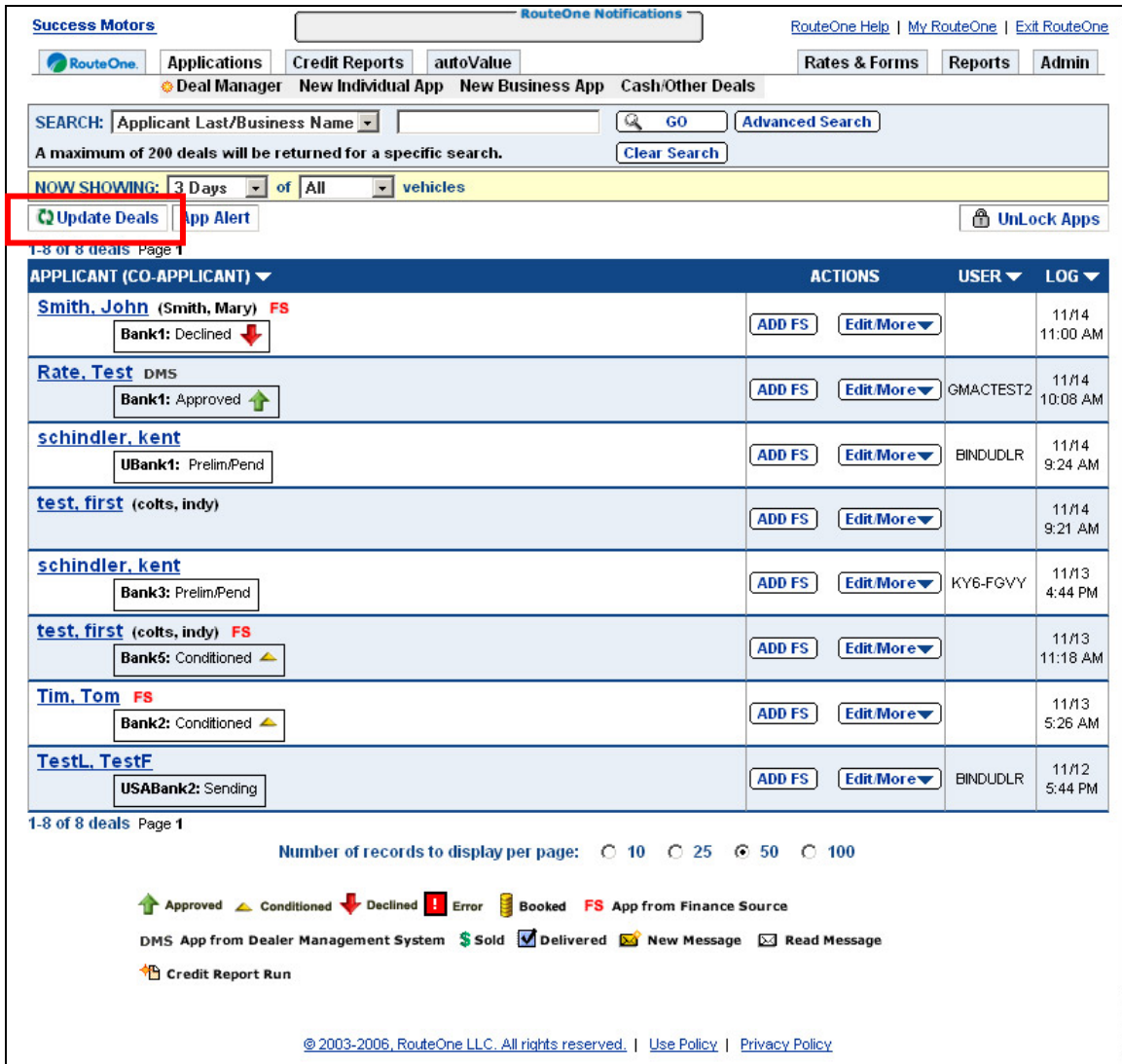
**Only check this box if you are submitting credit to Route One and not seeing it in your portal. This will force the system to wait for a response from Route One to see what the error is. This can take up to 30 seconds to complete.*

Your deal has now been sent to RouteOne. You can review it at any time by logging into your RouteOne Deal Manager.

Locating Imported Deals in the RouteOne Deal Manager

The *Deal Manager* is the hub of RouteOne. From here you can manage, locate, and review your deals. It is designed to help you quickly scan and check a deal's status using easy-to-read icons

Click the  button located in the upper right-hand side of the screen. The page will refresh and the imported application will display as the first record in the Deal Manager.



The screenshot displays the RouteOne Deal Manager interface. At the top, there are navigation tabs for 'RouteOne', 'Applications', 'Credit Reports', and 'autoValue'. Below these are buttons for 'Deal Manager', 'New Individual App', 'New Business App', and 'Cash/Other Deals'. A search bar is present with a 'GO' button and an 'Advanced Search' link. A notification bar indicates 'NOW SHOWING: 3 Days of All vehicles'. A red box highlights the 'Update Deals' button. Below this is a table of deals with columns for 'APPLICANT (CO-APPLICANT)', 'ACTIONS', 'USER', and 'LOG'. The table contains several rows of deal information, including applicant names, bank statuses, and action buttons like 'ADD FS' and 'Edit More'. At the bottom, there is a legend for deal statuses and a footer with copyright information.

APPLICANT (CO-APPLICANT)	ACTIONS	USER	LOG
Smith, John (Smith, Mary) FS Bank1: Declined ↓	ADD FS Edit More		11/14 11:00 AM
Rate, Test DMS Bank1: Approved ↑	ADD FS Edit More	GMATEST2	11/14 10:08 AM
schindler, kent UBank1: Prelim/Pend	ADD FS Edit More	BINDUDLR	11/14 9:24 AM
test, first (colts, indy)	ADD FS Edit More		11/14 9:21 AM
schindler, kent Bank3: Prelim/Pend	ADD FS Edit More	KY6-FGVY	11/13 4:44 PM
test, first (colts, indy) FS Bank5: Conditioned ▲	ADD FS Edit More		11/13 11:18 AM
Tim, Tom FS Bank2: Conditioned ▲	ADD FS Edit More		11/13 5:26 AM
TestL, TestF USABank2: Sending	ADD FS Edit More	BINDUDLR	11/12 5:44 PM

Submitting Imported Deals to a Finance Source

To submit an imported deal to a Finance Source, simply click on the primary applicant's name in the Deal Manager and you will be taken through the RouteOne application submission process used for all applications. **Data entered in DeskManager will populate the RouteOne credit application; however, you must still complete all required fields highlighted in yellow and choose at least one Finance Source before submitting the application.**